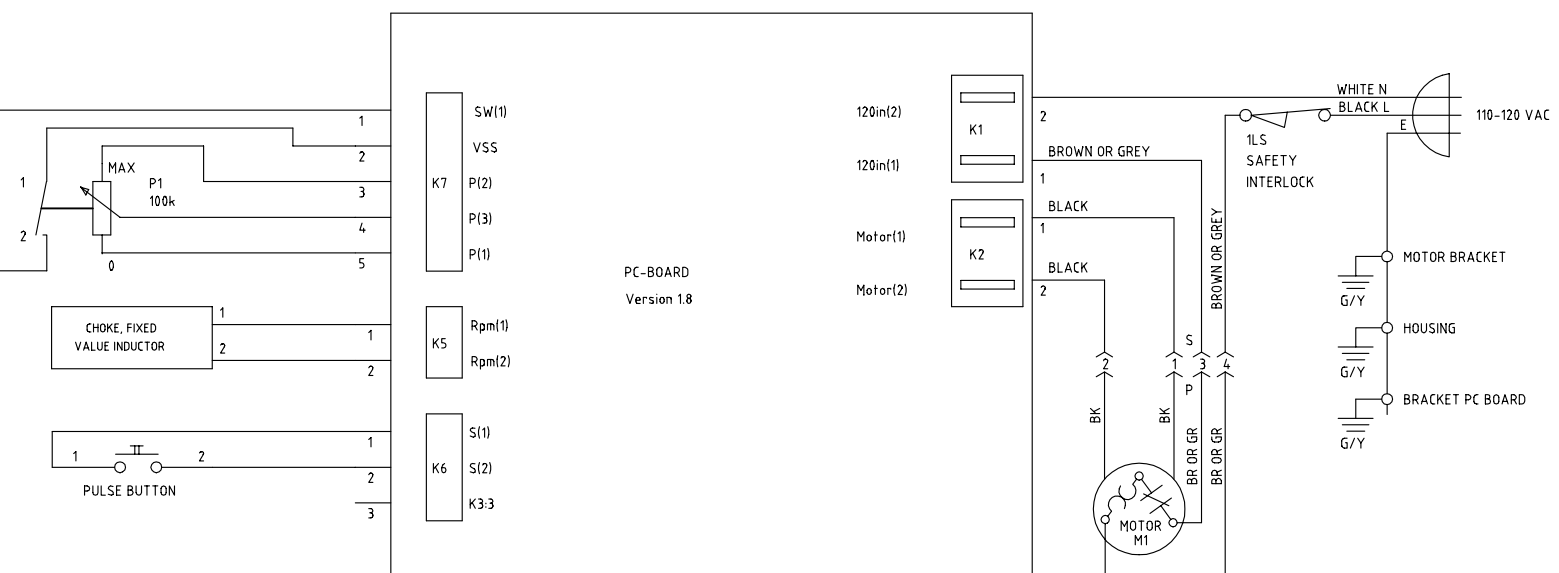


Nr. LTR	Anti. Nbr.	Andring Revisions	Datum Date	Inti. Dwn by	Goak. Appr.	A0 Nr. Ch.0. No.
A 1	1	QUICK CONNECTOR ADDED	980109	UEN	JSt	1061

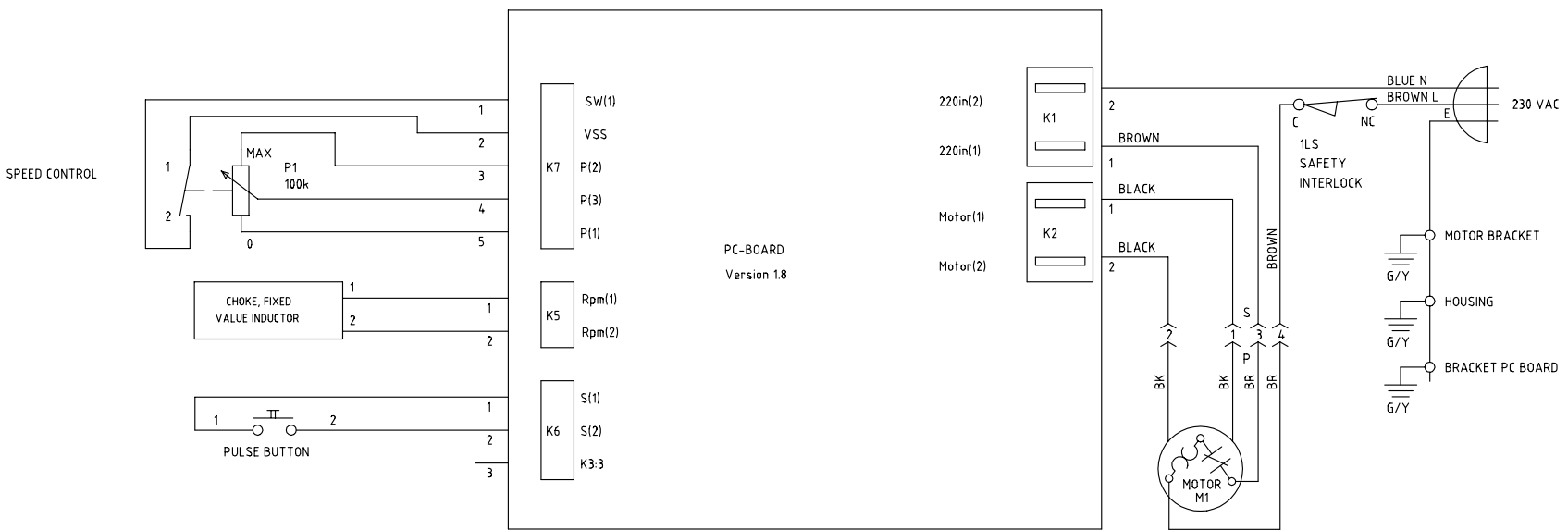


SB-4, ELECTRICAL DIAGRAM
MACHINE 100-120 V, STD

Dwn by	UEN	Revdte	980109
Appr.	JSt	Date	970317
Drawing no.	23186/A		

Nr	Andring	Datum	Inf.	Godk.	ÅO Nr.
LTR	Revisions	Date	Dwn by	Appr.	Chd. No
A	1	980109	UEN	JST	1061

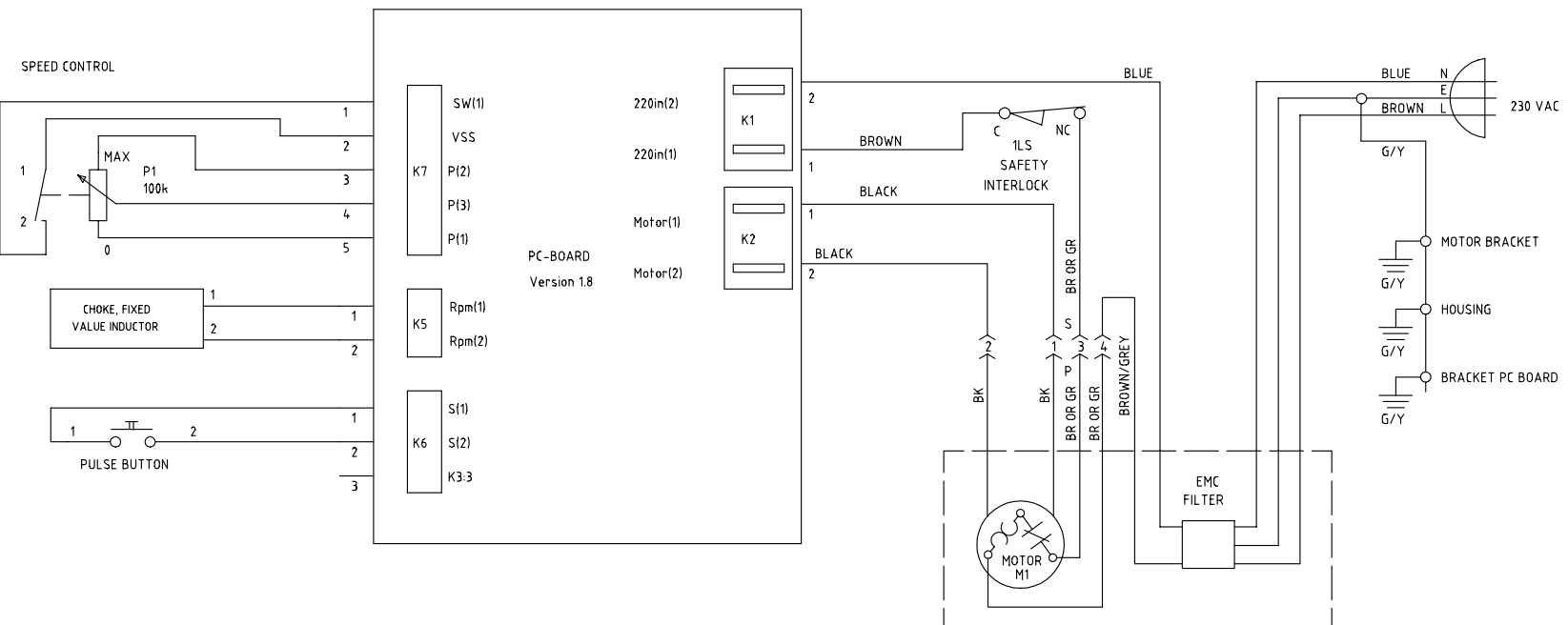
QUICK CONNECTOR ADDED



SB-4, ELECTRICAL DIAGRAM
MACHINE 220-240 V, STD

Dwn by	UEN	Revdate	980612
Appr.	JST	Date	970317
Drawing no.	23187/A		

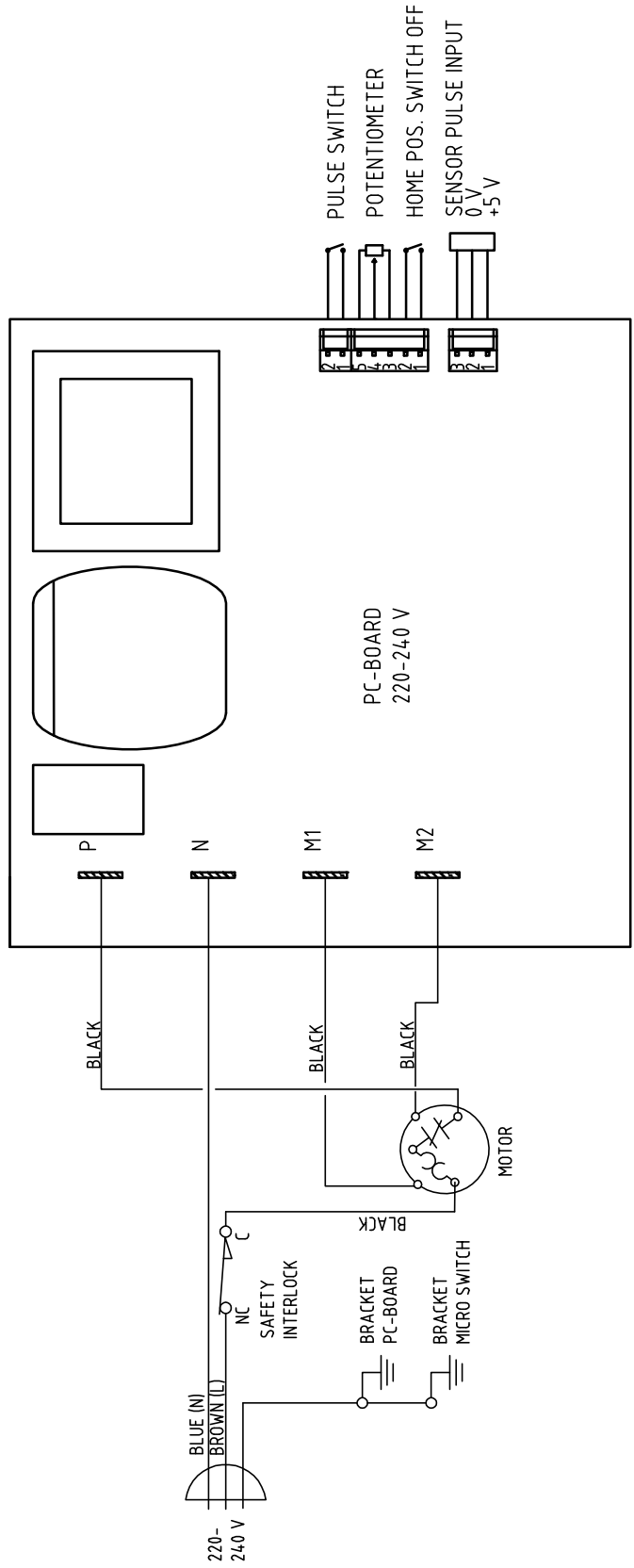
Nr.	Amli.	Ändring	Datum	Inf.	Godk.	ÄO Nr.
LTR	Nbr.	Revisions	Date	Dwn by	Appr.	Ch. No.
A	1	QUICK CONNECTOR ADDED	980109	UEN	JSt	1061
B	1	MOTOR UNIT WIRING MADE CLEARER	980916	UEN	JSt	1144



SB-4, ELECTRICAL DIAGRAM

MACHINE 220-240 V, CE

Dwn by	UEN	Revdte	980612
Appr.	JSt	Date	970317
Drawing no.	23188/B		



	Där ej annat anges When not specified	Tolerans Tolerance		Ytbehandling Surface treatment	
		Ytjämnhet Smoothness		Värmebehandl. Heat treatment	
Konstr. Design. JSt	Ritad av Dwn by TF	Godk. för 0-serie Appr. for preseries JSt	Godk. för produk. Appr. for produc.	Skala Scale 1:1	Ersätter Replacing
SB-4L-1 ELECTRICAL DIAGRAM MACHINE 220-240 V, STD				Dat. Date 2005-06-16	
				Ritn.nr Drawing no. 23321	